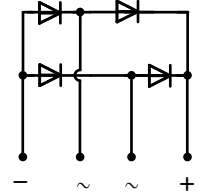



## GLASS PASSIVATED BRIDGE RECTIFIERS

REVERSE VOLTAGE - **50 to 1000** Volts

FORWARD CURRENT - **10.0** Amperes



### FEATURES

- Polarity: As marked on body
- Surge overload rating -220 amperes peak
- Ideal for printed circuit board
- Reliable low cost construction utilizing molded plastic technique
- Plastic material has U/L  
The flammability classification 94V-0
- Mounting position: Any
- Weight: 0.138 ounces , 3.9 grams

**GBU**

### MAXIMUM RATINGS AND ELECTRICAL CHARACTERISTICS

Ratings at 25°C ambient temperature unless otherwise specified.

CHARACTERISTICS	SYMBOL	GBU10A	GBU10B	GBU10D	GBU10G	GBU10J	GBU10K	GBU10M	UNIT	
Maximum Recurrent Peak Reverse Voltage	V <sub>RRM</sub>	50	100	200	400	600	800	1000	V	
Maximum RMS Voltage	V <sub>RMS</sub>	35	70	140	280	420	560	700	V	
Maximum DC Blocking Voltage	V <sub>DC</sub>	50	100	200	400	600	800	1000	V	
Maximum Average Forward Rectified Current (with heatsink Note 2) @ T <sub>c</sub> =100°C (without heatsink)	I <sub>(AV)</sub>	10.0 3.0								A
Peak Forward Surge Current 8.3ms Single Half Sine-Wave Super Imposed on Rated Load (JEDEC Method)	I <sub>FSM</sub>	220								A
Maximum Forward Voltage at 5.0A DC	V <sub>F</sub>	1.0								V
Maximum DC Reverse Current at Rated DC Blocking Voltage	I <sub>R</sub>	5.0 500								uA
I <sup>2</sup> t Rating for Fusing (t<8.3ms)	I <sup>2</sup> t	200								A <sup>2</sup> s
Typical Junction Capacitance Per Element (Note1)	C <sub>J</sub>	86								pF
Typical Thermal Resistance (Note2)	R <sub>θJC</sub>	2.0								°C/W
Operating Temperature Range	T <sub>J</sub>	-55 to +150								°C
Storage Temperature Range	T <sub>STG</sub>	-55 to +150								°C

NOTES: 1. Measured at 1.0MHz and applied reverse voltage of 4.0V DC. 2. Device mounted on 150mm\*150mm\*1.6mm Cu Plate Heatsink.

FIG.1-FORWARD CURRENT DERATING CURVE

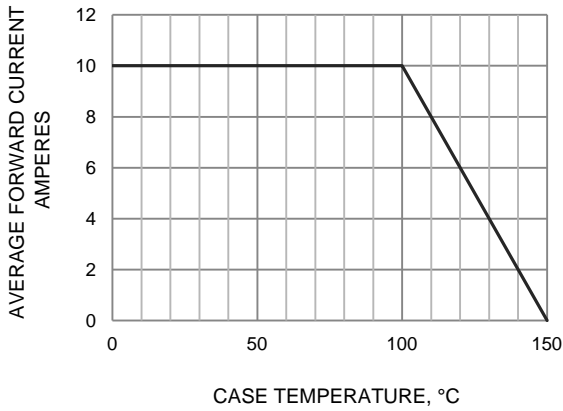


FIG.2-MAXIMUM FOWARD SURGE CURRENT

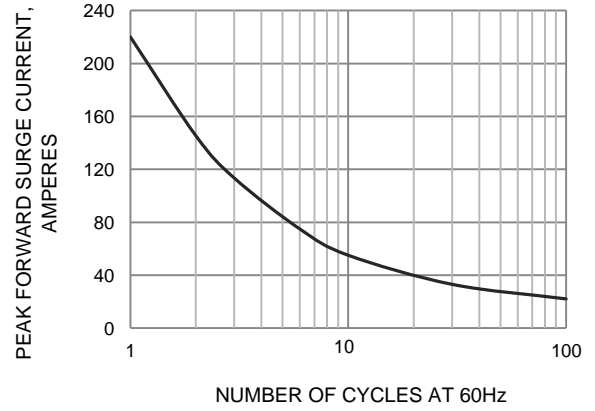


FIG.3-TYPICAL JUNCTION CAPACITANCE

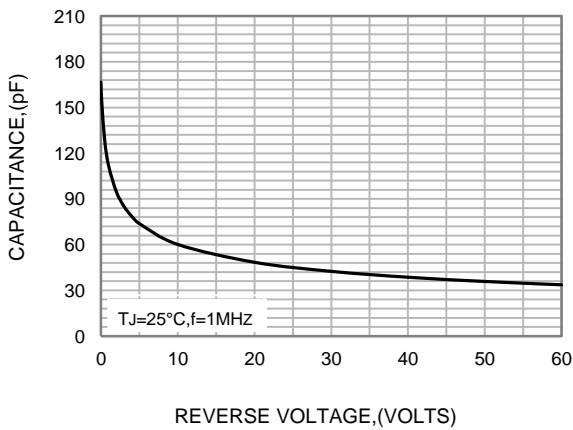


FIG.4-TYPICAL FORWARD CHARACTERISTICS

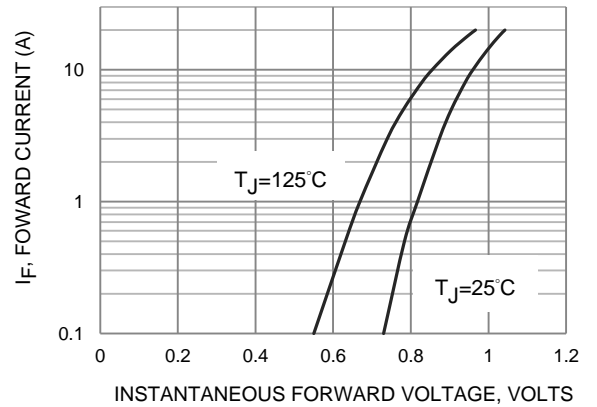
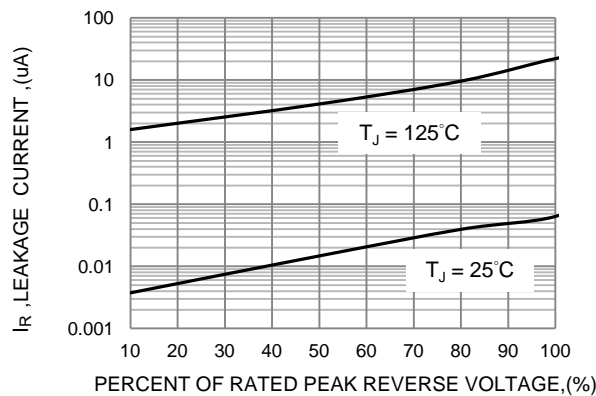
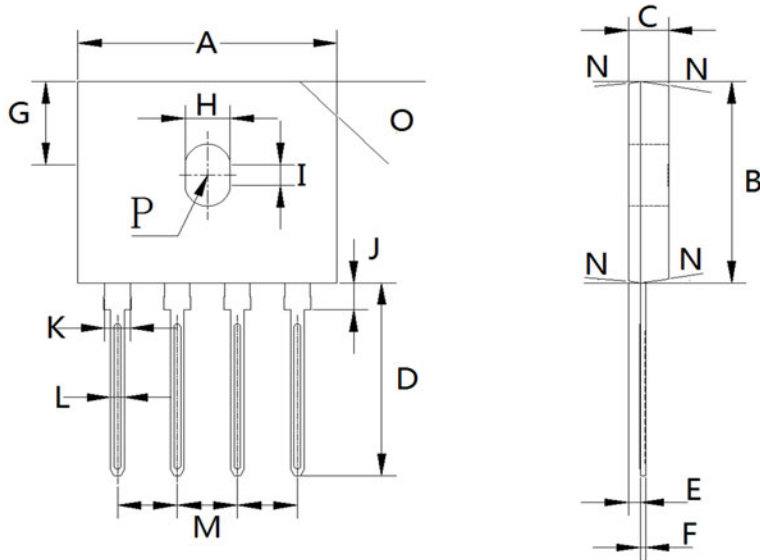


FIG.5-TYPICAL REVERSE CHARACTERISTICS



## PACKAGE OUTLINE

GBU



## Marking

Type number	Marking code
GBU10A	GBU10A
GBU10B	GBU10B
GBU10D	GBU10D
GBU10G	GBU10G
GBU10J	GBU10J
GBU10K	GBU10K
GBU10M	GBU10M

GBU mechanical data

UNIT		A	B	C	D	E	F	G	H	I	J	K	L	M	N	O	P
mm	max	22.30	18.80	3.56	18.00	1.00	0.56	7.90	4.10	2.16	2.75	2.35	1.27	5.33	7.0° TYPICAL	3.2X45°	1.90 RADIUS
	min	21.80	18.30	3.30	17.50	0.76	0.46	7.40	3.50	1.65	1.85	1.95	1.02	4.83			
mil	max	878	740	140	709	39	22	311	161	85	108	93	50	210	7.0° TYPICAL	126°45°	75 RADIUS
	min	858	720	130	689	30	18	291	138	65	73	77	40	190			