SAW FILTER FOR W-CDMA (Tx)

Murata part number : SAFEB1G95KA0F00

Feature

1. Ultra Small SMD package (1.35x1.05mm package)
2. High Attenuation (at 2110 to 2170 MHz ; 35 dB min.)
3. Low Insertion Loss (2.9 dB max.)

Test Circuit

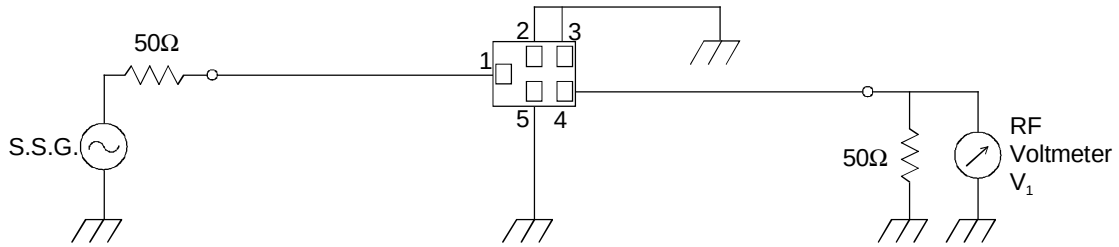

Package Dimensions

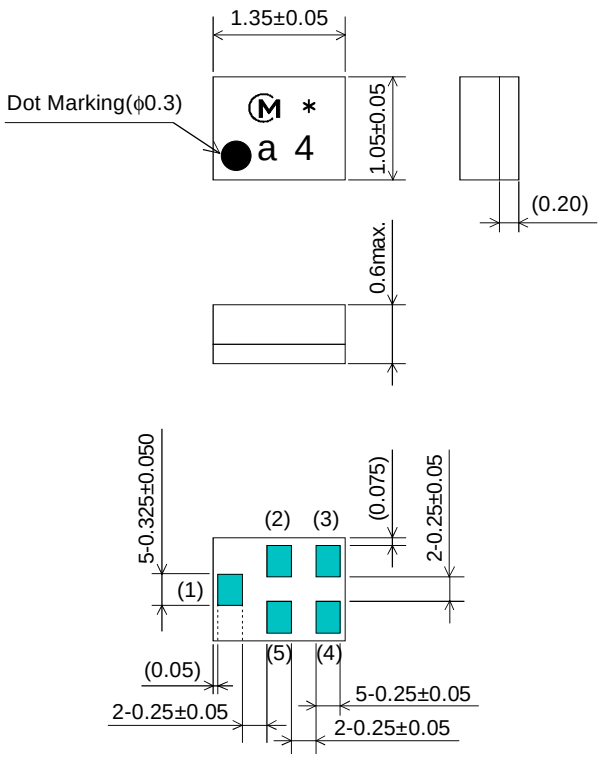

Marking
: Laser Printing

(1) : Input
(4) : Output
Others : Ground

Unit : mm

Specification

Item	Specification		
	-30 to 85°C	25±2°C	typ.
Nominal Center Frequency(fc)	1950MHz		
Insertion Loss (1920 to 1980MHz)	2.9 dB max.	2.6 dB max.	2.2 dB
Absolute Attenuation			
1) 0.3 to 1570 MHz	28 dB min.	28 dB min.	32 dB
2) 1570 to 1880 MHz	30 dB min.	30 dB min.	35 dB
3) 2110 to 2170 MHz	35 dB min.	35 dB min.	37 dB
4) 2300 to 2500 MHz	35 dB min.	35 dB min.	37 dB
5) 2500 to 3120 MHz	30 dB min.	30 dB min.	38 dB
6) 3840 to 3960 MHz	30 dB min.	30 dB min.	41 dB
7) 5760 to 5940 MHz	20 dB min.	20 dB min.	25 dB
Ripple Deviation (1920 to 1980MHz)	2.0 dB max.	1.7 dB max.	0.8 dB
VSWR (1920 to 1980MHz)	2.0 max.	1.8 max.	1.4
Input/Output Impedance (nominal)	50Ω		

SAW FILTER FOR W-CDMA (Tx)

Murata part number : SAFEB1G95KA0F00
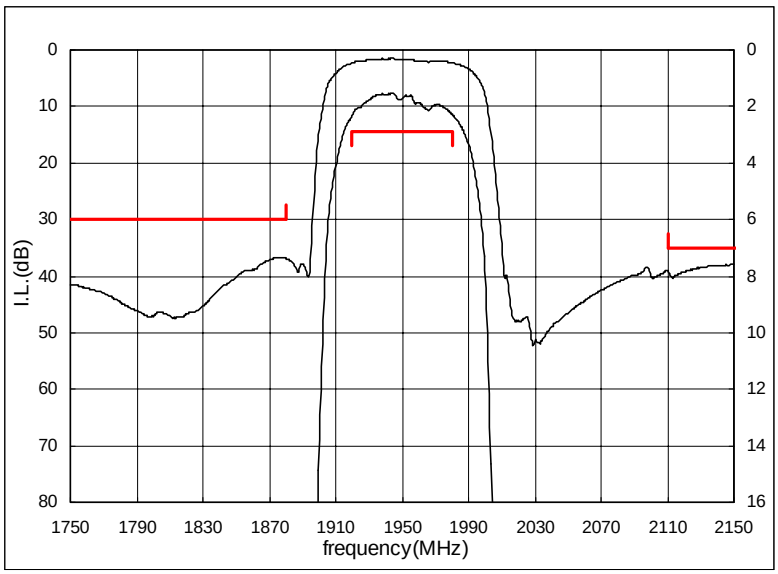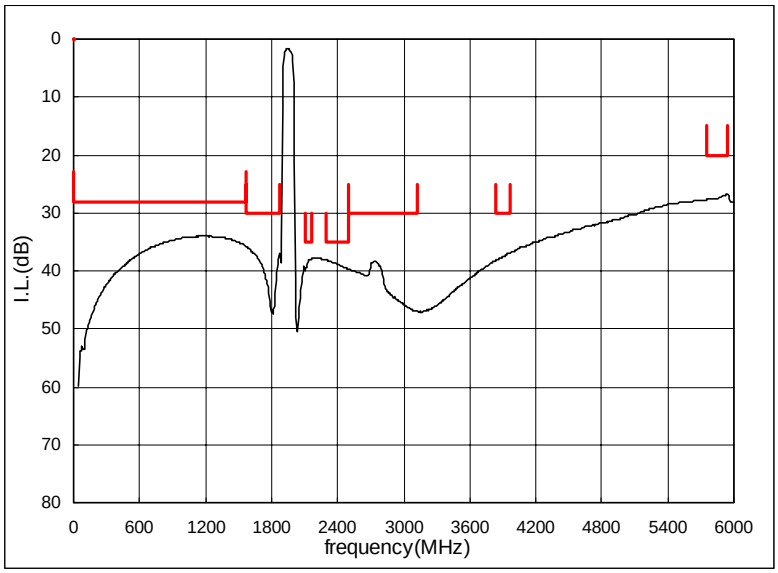
Frequency Performance